

## 波纹电阻器 (RXHG) Wire Wound Resistor

### ■ 产品概述 (Product Introduction)

RXHG型涂料绕线电阻器是一种功率型绕线电阻器,该产品采用波状电阻合金带以侧立形式缠绕在陶瓷骨架上,表面被覆绝缘耐高温涂料,有利于散热,并配有安装支架,电阻器具有功率大,耐过载能力强,安装方便等特点。

RXHG coatings type winding resistor is a kind of power mode, the product use the wave resistance alloy in the form of side winding on the ceramic matrix The surface coating insulation resistance to high temperature coating, is conducive to heat dissipation, and is equipped with a mounting bracket, a resistor has large power, strong overload capacity resistance, convenient installation and other feature

### ■ 产品应用 (Product Application)

1. 做为制动电阻保护变频器、伺服等不受电机再生电能的危害
2. 电力电子负载测试中做为阻性负载
3. 在电力电子设备中做为取样电阻、限流电阻、起动电阻、保护电阻

1. As a braking resistor to protect the inverters, servos, etc., from damage by regenerative energy of the motor;
2. As a resistive load in power electronic load tests;
3. As a sampling resistor, limiting resistor, starting resistor, or protective resistor in power electronic equipment."

### ■ 技术规格 (Technical Specifications)

1. 阻值及阻值允许偏差:  $1\Omega \leq R \pm 5\%$  (J),  $1\Omega > R \pm 10\%$  (K) "
2. 额定负荷: 表面最高温度:  $50 \sim 200W \leq 275^\circ C$ ,  $> 200W \leq 350^\circ C$
3. 短时过负荷: 无可见损伤,  $\Delta R \leq \pm (5\%R + 0.05\Omega)$  10倍 5s
4. 绝缘电阻:  $R \geq 100M\Omega$  1min DC 1000V
5. 耐电压: 无可见损伤, 无飞弧击穿  $\Delta R \leq \pm (0.1\%R + 0.05)$  AC 3000V 5S
6. 电阻温度特性:  $\pm 260PPM/^\circ C$  (小于 $5\Omega$ 以不作检测)
7. 端子强度: 无松动或机械损伤 45N 30S"
8. 电阻体强度: 无可见损伤 200N 30S
9. 耐振性: 无可见损伤,  $\Delta R \leq \pm (0.1\%R + 0.05\Omega)$  f: 5-200Hz  $a=1g$  X.Y.Z各2h
10. 耐热性: 除端子外无明显变色和损伤, 标志清晰  $350^\circ C$  2hours
11. 热冲击: 无可见机械损伤 额定负载30分钟后  $-55^\circ C$  温度下 15min
12. 耐湿性: 无可见损伤, 标志清晰,  $\Delta R \leq \pm (5\%R + 0.05\Omega)$   
绝缘电阻  $\geq 10M\Omega$  DC 100 40 $^\circ C$  95%RH 500hours
13. 耐久性(额定负载): 外观无可见损伤, 标志清晰,  $\Delta R \leq \pm (5\%R \pm 0.05\Omega)$  100%负荷

1. Resistance value and the change range:  $1\Omega \leq R \pm 5\%$  (J),  $1\Omega > R \pm 10\%$  (K)
2. Rated load: The maximum surface temperature,  $50 \sim 200W \leq 275^\circ C$ ,  $> 200W \leq 350^\circ C$
3. Short-time overload: No visible damage  $\Delta R \leq \pm (5\%R + 0.05\Omega)$  10 times 5s
4. Insulation resistance:  $R \geq 100M\Omega$  1min DC 1000V
5. Withstanding voltage: No visible damage, no arcing breakdown  $\Delta R \leq \pm (0.1\%R + 0.05)$  AC 3000V 5S
6. Resistance-temperature characteristic:  $\pm 260PPM/^\circ C$  ((less than  $5\Omega$  don't test
7. Terminal strength No looseness or mechanical damage 45N 30s
8. Resistance strength No visible damage 200N 30s
9. Withstanding vibration: No visible damage  $\Delta R \leq \pm (0.1\%R + 0.05\Omega)$  f: 5-200Hz  $a=1g$  X.Y.Z/2h
10. Heat resistance: In addition to the terminal no obvious discoloration and damage, marked clearly  $350^\circ C$  2hours
11. Heat shock No visible mechanical damage, after 30minute rated overload
12. Waterlogging resistance: No visible mechanical damage, marked clearly  $\Delta R \leq \pm (5\%R + 0.05\Omega)$   
Insulation resistance  $\geq 10M\Omega$  DC 100 40 $^\circ C$  95%RH 500hours
13. Durability(rated overload): No visible damage, marked clearly  $\Delta R \leq \pm (5\%R \pm 0.05\Omega)$  load 100%
8. Withstanding vibration: No visible damage  $\Delta R \leq \pm (0.1\%R + 0.05\Omega)$  f: 5-200Hz  $a=1g$  X.Y.Z/2h
9. Resistance :In addition to the terminal no obvious discolorati on and damage, marked clearly,  $350 \pm 5^\circ C$ ,  $120 \pm 5$



典型电路图

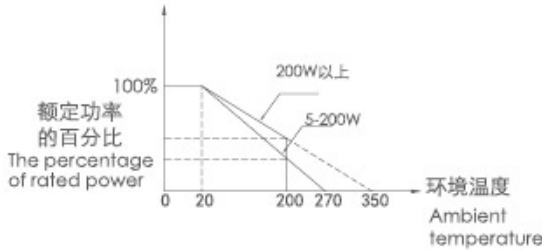


## ■ 执行标准 (Applicable Standards)

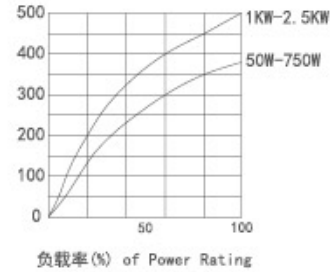
GB/T5729-1994 Fixed resistor used in electronic equipment

## ■ 降额曲线 (Rundown Curve)

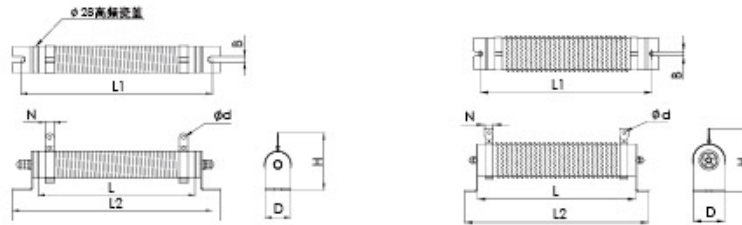
环境温度 Ambient temperature	0-20℃	>20℃
功率损耗 Power loss	100%	See figure



## ■ 表面温升 (Surface Temperature Rise)



## ■ 产品尺寸图 (Product Size)



规格 Type	额定功率(W) Rated Power	尺寸Dimension (±1mm)							
		L (±1)	L1 (±1)	L2 (±2)	D (±1)	B (±0.3)	H (±2)	N	φd
RXHG	50	90	128	146	28	6.5	62	9.5	4.5
RXHG	60	90	128	146	28	6.5	62	9.5	4.5
RXHG	80	140	178	196	28	6.5	62	9.5	4.5
RXHG	100	170	208	226	28	6.5	62	9.5	4.5
RXHG	150	192	215	236	40	8	88	12	5.5
RXHG	200	192	215	236	40	8	88	12	5.5
RXHG	300	280	302	324	40	8	88	12	5.5
RXHG	400	280	302	324	40	8	88	12	5.5
RXHG	500	315	338	360	50	8	99	16	6.5
RXHG	600	315	338	360	50	8	99	16	6.5
RXHG	750	315	338	360	50	8	99	16	6.5
RXHG	1000	300	326	350	60	8	120	16	6.5
RXHG	1200	415	442	465	60	8	120	16	6.5
RXHG	1500	415	442	465	60	8	120	16	6.5
RXHG	2000	510	536	560	60	8	120	16	6.5
RXHG	2500	600	626	650	60	8	120	16	6.5

备注：其他规格尺寸，可根据用户要求制造。Remark: Dimension can be customization

## ■ 成品识别码 (Product Identification Code)

RXHG	-	1500W	-	40R	-	J
波纹电阻器 Wire Wound Resistor		额定功率 Rated Power		电阻阻值 Resistance Value		阻值误差 Resistance Tolerance H=±3% J=±5% K=±10%